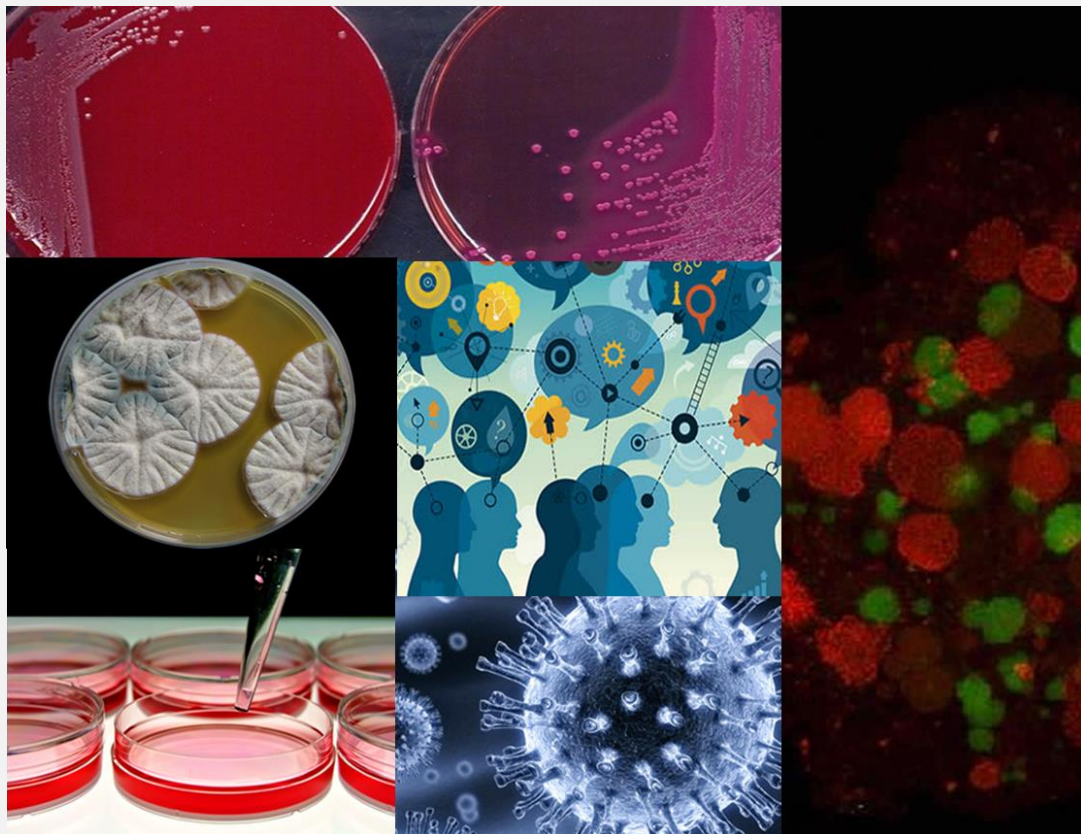


# SSM Annual Report 2019

INFO 67

SGM·SSM



## Contents

<b>SSM Committee</b>	<b>2-3</b>
<b>Word of the President</b>	<b>4</b>
<b>SSM Annual Meeting</b>	
Invitation to the General Assembly	5
Income statement 2018	6
Balance sheet at 31.12.2018	7
Report of the auditors	8-11
2018 Budget	12
2019 Budget	13
2020 Budget	14
Prokaryotic Biology Report	15-16
Clinical Microbiology Report	17-18
Virology Report	19
Mycology Report	20
Environmental Microbiology Report	21
Lay Communication Report	22-23
<b>New Candidate for the Committee</b>	<b>24-33</b>
<b>News</b>	
Memorandum agreement between SSM and SSI	34
Report ESCMID	35
<b>SSM Members</b>	
Honorary members	36
New members	37
Membership Form Application	38
<b>SSM Affiliations</b>	<b>39</b>
<b>Calendar of Events, Symposia, Courses, Workshops</b>	<b>40</b>
<b>Travel Grants Reports 2018</b>	
Matthew DUNE	41-42

The Swiss Society for Microbiology (SSM) is a professional association with more than 550 members mainly from Switzerland but also from other countries, all working in the field of human and veterinary medical microbiology, prokaryotic biology, environmental microbiology, virology and mycology.

[www.swissmicrobiology.ch](http://www.swissmicrobiology.ch)



# SSM COMMITTEE

## **Prof. Pilar Junier**

University of Neuchâtel  
Rue Emile-Argand 11  
2000 NEUCHÂTEL  
Tel: 032 718 22 44  
e-mail: [pilar.junier@unine.ch](mailto:pilar.junier@unine.ch)

## **Prof. Gilbert GREUB**

Directeur de l'institut de Microbiologie et Chef de Service  
Département des laboratoires  
Bureau IMU 02-222  
Bugnon 48, CH-1011 LAUSANNE  
Tel: 021 314 49 79 Fax: 021 314 40 60  
e-mail: [gilbert.greub@chuv.ch](mailto:gilbert.greub@chuv.ch)

## **Prof. Christof Holliger**

Epfl Enac IIE LBE  
CH C3 425 (Bâtiment CH)  
Station 6  
CH-1015 LAUSANNE  
Tel: 021 693 47 24 Fax : 021 693 47 25  
e-mail : [christof.holliger@epfl.ch](mailto:christof.holliger@epfl.ch)

## **Nathalie Mermoud**

Route d'Yverdon 3,  
1033 CHESEAUX-SUR-LAUSANNE  
Tel: 078 842 18 07  
e-mail: [secretary@swissmicrobiology.ch](mailto:secretary@swissmicrobiology.ch)

## **Prof. Hubert Hilbi**

University of Zürich  
Institute of Medical Microbiology  
Gloriastrasse 30  
8006 Zürich  
e-mail: [hilbi@imm.uzh.ch](mailto:hilbi@imm.uzh.ch)

## **Prof. Jacques Schrenzel**

Laboratoire de Bactériologie  
Hôpitaux Universitaires de Genève (HUG)  
Rue Gabrielle-Perret-Gentil 4  
CH-1211 GENEVE 14  
e-mail: [Jacques.Schrenzel@hcuge.ch](mailto:Jacques.Schrenzel@hcuge.ch)

## **President 2019-2021**



## **Past President 2016-2018**



## **Treasurer**



## **General Secretary**



## **Prokaryotic Biology Section**



## **Clinical Microbiology Section**



**Prof. Volker Thiel**

Institut für Virologie und Immunologie IVI  
Länggass Strasse 122  
CH-3001 Bern  
Tel: 031 631 24 13  
e-mail: [volker.thiel@vetsuisse.unibe.ch](mailto:volker.thiel@vetsuisse.unibe.ch)

**Dr. David Johnson**

Swiss Federal Institute of Aquatic Science and  
Technology (Eawag)  
Department of Environmental Microbiology  
BU-F04, Überlandstrasse 133  
8600 Dübendorf, Switzerland  
Tel: +41 (0)58 765 55 20  
e-mail : [david.johnson@eawag.ch](mailto:david.johnson@eawag.ch)

**Dr. Alix Coste**

Institut de Microbiologie  
CHUV  
Rue du Bugnon 48  
CH-1011 Lausanne  
Tel. 079 556 87 37.  
e-mail: [alix.coste@chuv.ch](mailto:alix.coste@chuv.ch)

**Dr. Karl Perron**

Sciences III / Université de Genève  
30 quai Ernest-Ansermet  
CH – 1211 GENEVA 4  
Tel. 022 379 31 27  
e-mail: [karl.perron@unige.ch](mailto:karl.perron@unige.ch)

**Virology Section**



**Environmental  
Microbiology Section**



**Mycology Section**



**Lay Communication  
Section**



## WORD OF THE PRESIDENT



Dear Members,

The INFO67 provides all the information you require for a fruitful general assembly in 2019. A few important votes should be held as part of this annual assembly. First, Prof. Jacques Schrenzel from the University of Geneva, is the candidate to become the new *President elect* of the society. He will be expected to replace me as president in 2022. Proposing Prof. Schrenzel as new president follows the tradition of alternating between a medical microbiologist and a non-medical microbiologist for the SSM presidency. This is very important for the committee to represent, to the best of our abilities, the diversity of fields covered by our members. I am very glad that Prof. Schrenzel is willing to step in as president, a role that is essential to guarantee a healthy and successful society for us all. Prof. Schrenzel is not a stranger to the SSM committee, as he is currently the leader of the medical microbiology section. Therefore, we need to elect a new leader for this section. We are also glad to announce that Prof. Adrian Egli from the University of Basel is ready to join the committee and assume this role.

After the amazing work performed by Dr. Karl Perron from the University of Geneva to launch the section in Lay Communication, we regret to announce that he cannot continue in his role as section leader. Therefore, Prof. Greub, who was also involved during his presidency in the creation of the section, has accepted to step in temporarily to ensure its survival. Therefore, this INFO67 is for me not only an opportunity to thank Dr. Perron, on behalf of the SSM for all his work and to wish him success in his future endeavors, but also an opportunity to invite members interested in the future development of the Lay Communication section to present their candidacy for the role of section leader to be elected in the 2020 assembly.

Finally, after many unsuccessful years searching for a candidate to represent the most junior members of the society, I am extremely glad to announce the candidacy of Dr. Florian Tagini, who is willing to join the committee from 2020.

Although, the chief of my foreword is focused on the key elections to be held in Zurich, I want also to invite you all to read the individual reports of our section leaders. These reports give you an overview of the diversity of activities undertaken by SSM members. I would like also to thank all our section leaders for their work. SSM can only advance by having committed members that are willing to work for the greater good of the society. As a final point, I would like to invite you to revise the financial status of the society and the proposed budget for 2020. In contrast to many other societies facing difficult financial situations, the finances of the SSM are currently healthy thanks to recent very successful SSM meetings. Therefore, this offers the opportunity to discuss about the future of the SSM, which is the last point of our agenda in Zurich.

I wish you all a nice reading, a great summer and I hope to see you in the general assembly.

With my best regards,

Pilar JUNIER

*President SSM 2019 to 2021*



# SSM ANNUAL MEETING

## Invitation to the General Assembly

All SSM members are cordially invited to attend the General Assembly of the Swiss Society for Microbiology (SSM) that will take place

**On Tuesday 3<sup>rd</sup> of September 2019 from 5:45 PM till 6:45 PM,**

**At the University of Zürich, Irchel Campus, Room I**

Agenda:

1. Review of the agenda
2. Approval of Annual Assembly Minutes
3. Account 2018 approval and report by auditors
4. Discussion of 2019 budget
5. Approval of 2020 budget
6. Approval of 2019 commission reports:
  - Prokaryotic Biology
  - Clinical Microbiology
  - Virology
  - Mycology
  - Environmental Microbiology
  - Lay Communication
7. New member of committee: election of J. Schrenzel (future president), A. Egli (head of Clinical Microbiology) and G. Greub (head of Lay communication)
8. New members and New Honorary member
9. Website information: Update contact info
11. Travel Grants
12. SSM Annual Meeting 2020, Geneva
13. Memorandum between SSI and SSM
14. News from the European societies (FEMs /ESCMID)
15. Future of the SSM
16. Other / varia / news

**\* IMPORTANT: Kindly send your inquiries by mail to the president via our general secretary ([secretary@swissmicrobiology.ch](mailto:secretary@swissmicrobiology.ch)) before the 6<sup>th</sup> of August 2019.**

**Pilar Junier**

## SSM Income statement 2018 vs. 2017



	2018	2017
<b>INCOME (I)</b>	<b>119,436.72</b>	<b>87,815.62</b>
Membership fees income	41,856.22	39,932.01
SCNAT Support	14,000.00	14,000.00
Sponsoring	-	3,000.00
Interest Incomes	-	57.36
Annual Meeting Benefit	63,580.50	30,826.25
<b>EXPENSES (II)</b>	<b>83,606.32</b>	<b>88,459.17</b>
<b>OPERATIONAL EXPENSES</b>	<b>29,807.00</b>	<b>-</b>
Annual Meeting Organisation	5,400.00	
Annual Meeting Deficit	-	
SSM Section Specific Events	10,407.00	
SCNAT Contribution	14,000.00	
<b>PERSONNEL EXPENSES</b>	<b>34,243.54</b>	<b>38,219.41</b>
Net Salary	25,602.89	28,595.46
Social Charges	8,640.65	9,623.95
<b>OTHERS EXPENSES</b>	<b>19,555.78</b>	<b>50,239.76</b>
Course, Workshop, Symposium	-	8,802.00
Travel, Commissions expenses	1,955.00	
Committee Member Fees	1,180.20	4,191.90
SSM communication	-	-
Support contribution and SSM award	5,500.00	8,500.00
SSM Deficit Guaranty	-	
Travel grants	1,000.00	8,500.00
Subscription Fees to pay	7,284.53	7,794.20
Office Supplies, Computer and IT Equipment	220.90	-
Office Supplies	-	85.80
Computer and IT Equipment	-	1,803.60
Web Site Fees	1,430.85	1,165.20
Postal Charges	31.00	68.65
Postfinance and Bank Charges	103.20	302.90
Others Expenses	-	
Fiduciary Fees	600.00	500.00
Audit Fees	129.70	500.00
SSM Student Event	-	5,295.15
Donation and Gift	120.40	1,444.60
Administrative service fees	-	1,285.76
<b>A - Operating result (I-II)</b>	<b>35,830.40</b>	<b>(643.55)</b>
<b>C - Exceptional result (V-VI)</b>	<b>1,723.38</b>	<b>4,000.00</b>
Exceptional income (V)	1,723.38	4,000.00
Exceptional Charge (VI)	-	
Taxes	-	
<b>TOTAL REVENUE</b>	<b>121,160.10</b>	<b>91,815.62</b>
<b>TOTAL EXPENSE</b>	<b>83,606.32</b>	<b>88,459.17</b>
<b>PROFIT</b>	<b>37,553.78</b>	<b>3,356.45</b>
<b>LOSS</b>	<b>-</b>	<b>-</b>

## Balance sheet at 31.12.2018



As of 31.12.2018	Fr.	Fr.
<b>Assets</b>	<b>31.12.2018</b>	<b>31.12.2017</b>
<b>Currents Assets</b>	<b>340,674.16</b>	<b>272,225.15</b>
- Cash	1.25	13.25
- Postal Account Current	140,672.91	272,211.90
- Postal Account Saving	200,000.00	-
<b>Prepaid Expenses</b>	<b>15,695.05</b>	<b>53,672.90</b>
- Prepayments / Prepaid expenses	-	5,400.00
- Accrued Income	15,695.05	48,272.90
<b>Total Assets</b>	<b>356,369.21</b>	<b>325,898.05</b>
<b>Liabilities and Stockholder's equity</b>		
<b>Debts</b>	<b>12,109.20</b>	<b>14,609.20</b>
- Payable	-	-
- Dieter Haas Provision	12,109.20	14,609.20
<b>Accrued Expenses</b>	<b>10,691.16</b>	<b>15,273.78</b>
- Accrued Expenses	10,316.16	14,973.78
- Deferred revenue / Prepaid income	375.00	300.00
<b>Capital</b>	<b>333,568.85</b>	<b>296,015.07</b>
- Capital	296,015.07	292,658.62
- Period Profit/ Loss	37,553.78	3,356.45
<b>Total Liabilities and Stockholder's equity</b>	<b>356,369.21</b>	<b>325,898.05</b>

# Report of the auditors



SGM · SSM

SWISS SOCIETY FOR MICROBIOLOGY  
SOCIÉTÉ SUISSE DE MICROBIOLOGIE  
SOCIETÀ SVIZZERA DI MICROBIOLOGIA  
SCHWEIZERISCHE GESELLSCHAFT FÜR MIKROBIOLOGIE

## Rapport des réviseurs des comptes relatifs aux comptes annuels de la Société Suisse de Microbiologie (SSM) à l'attention de l'assemblée générale de la SSM

Mesdames, Messieurs,

En notre qualité de réviseurs des comptes, nous avons contrôlé la comptabilité et les comptes annuels constitués des comptes de bilan et de pertes et profits de la SSM pour l'exercice se terminant au 31 décembre 2018.

La tenue de la comptabilité incombe au comité alors que notre fonction est de contrôler et d'évaluer cette dernière.

Compte tenu des examens effectués par sondages, nous confirmons que

- les soldes des comptes du bilan sont justifiés,
- les justificatifs correspondent à la comptabilité,
- la comptabilité est tenue avec soin et précision.

Le rapport des révisions établi par la fiduciaire Fidurev S.A à Assens, daté du 15 avril 2019, ci-annexé, conclut que les comptes annuels sont conformes aux dispositions du droit suisse et des statuts.

Les comptes annuels clôturent avec un bénéfice de **37'553.78 CHF**. Cela porte les actifs de la société de **296'015.07 CHF** (2017) à **333'568.85** (2018).

En conséquence, nous recommandons à l'assemblée d'accepter les comptes tels que présentés et d'en donner décharge au comité.

Dr. Jakob Zopfi Membre SSM

Dr. Robin Tecon Membre SSM

Lausanne, 7 Juin 2019

### Pièces jointes :

- Rapport des révisions établi par la fiduciaire Fidurev
- Bilan avec comparaison de l'année précédente
- Compte de résultat par rapport à l'année précédente



# Report of the fiduciary

**Fidurev** FIDUCIAIRE  
REVISION  
CONSEIL

Société Suisse de Microbiologie  
Route d'Yverdon 3  
1033 Cheseaux

Assens, le 15 avril 2019

## Rapport de contrôle de la gestion des comptes de la Société Suisse de Microbiologie

Mesdames, Messieurs,

En notre qualité de vérificateurs des comptes de votre association et conformément au mandat que vous nous avez confié, ainsi qu'aux dispositions légales, nous avons vérifié les comptes annuels arrêtés au 31 décembre 2018.

Suite à nos contrôles, nous avons constaté les faits suivants :

1. Le bilan et le compte de pertes et profits établis concordent avec la comptabilité.
2. Les comptes pour l'année 2018 sont tenus de manière exacte.
3. L'état de la fortune sociale et des résultats répond aux règles établies par la loi et les statuts pour les évaluations en matière de bilan.
4. Les liquidités sont placées avec toute la prudence que la situation économique actuelle exige.

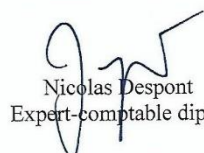
Selon notre appréciation, nous vous proposons d'approuver les comptes qui vous sont soumis.

Ceux-ci font ressortir un bénéfice de **CHF 37'553.78**, que nous vous proposons de virer au compte de profits et pertes.

Dès lors, nous vous recommandons également d'approuver cette proposition et de donner décharge au Trésorier pour la comptabilité 2018.


Fidurev S.A.

  
Jean-Luc Dondénaz  
Agent Fiduciaire Breveté

  
Nicolas Despont  
Expert-comptable diplômé

Annexe : compte de profits et pertes 2018

Fidurev SA · Route St-Germain 17 · 1042 Assens · 021 886 31 20 · info@fidurev.ch · www.fidurev.ch · CHE-112.453.745 TVA

 Membre d'EXPERTSuisse



## SSM Bilan

Au 31.12.2018

Fr.

Fr.

Fr.

Actif	31.12.2018	31.12.2017	Δ
<b>Actifs circulants</b>	<b>340'674.16</b>	<b>272'225.15</b>	<b>68'449.01</b>
- Caisse	1.25	13.25	(12.00)
- Compte Postal Courant	140'672.91	272'211.90	(131'538.99)
- Compte Postal Epargne	200'000.00	-	200'000.00
<b>Actifs de régularisation</b>	<b>15'695.05</b>	<b>53'672.90</b>	<b>(37'977.85)</b>
- Charges payées d'avance	-	5'400.00	(5'400.00)
- Produits à recevoir	15'695.05	48'272.90	(32'577.85)
<b>Total Actif</b>	<b>356'369.21</b>	<b>325'898.05</b>	<b>30'471.16</b>
<b>Passif</b>			
<b>Dettes</b>	<b>12'109.20</b>	<b>14'609.20</b>	<b>(2'500.00)</b>
- Créanciers	-	-	-
- Provision Dieter Haas	12'109.20	14'609.20	(2'500.00)
<b>Passifs de régularisation</b>	<b>10'691.16</b>	<b>15'273.78</b>	<b>(4'582.62)</b>
- Charges à payer	10'316.16	14'973.78	(4'657.62)
- Produits encaissés d'avance	375.00	300.00	75.00
<b>Capital</b>	<b>333'668.85</b>	<b>296'015.07</b>	<b>37'653.78</b>
- Capital	298'015.07	292'658.62	3'356.45
- Bénéfice / Déficit de l'exercice	37'653.78	3'356.45	34'197.33
<b>Total Passif</b>	<b>356'369.21</b>	<b>325'898.05</b>	<b>30'471.16</b>

Le/La Trésorier(e) :

Date

03/05/19

Le/La Président(e)

**Gilbert CREPEL, Prof. Dr.**  
 President SSM 2018-2019  
 Head of Laboratory  
 Director of the reproduction institute of the University of Lausanne  
 Bugnon 1015 CH-1011 Lausanne, Switzerland  
 (T) 0041 21 26 11 79  
 gilbert.crepe@unil.ch

Date

07 MAI 2019



## SSM Compte de résultats 2018

	2018	2017	Δ	BUDGET 2018	Δ
<b>PRODUITS/ RECETTES (I)</b>					
Cotisation à recevoir	119'438.72	87'316.62	31'621.10	62'500.00	56'936.72
Soutien SCNAT	41'856.22	39'932.01	1'924.21	48'000.00	(5'143.78)
Sponsoring	14'000.00	14'000.00	-	14'000.00	-
Produits d'intérêts	-	3'000.00	(3'000.00)	-	-
Bénéfice Congrès Annuel	-	57.96	(57.96)	500.00	(500.00)
<b>CHARGES/ DEPENSES (II)</b>	<b>83'606.32</b>	<b>88'459.17</b>	<b>(4'852.85)</b>	<b>93'300.00</b>	<b>(5'693.68)</b>
<b>CHARGES D'EXPLOITATION</b>	<b>29'807.00</b>	<b>29'807.00</b>	<b>-</b>	<b>20'000.00</b>	<b>9'807.00</b>
Organisation du Congrès Annuel	5'400.00	-	5'400.00	-	5'400.00
Déficit Congrès Annuel	-	-	-	6'000.00	(6'000.00)
Evénement spécifique à une section SSM	10'407.00	-	10'407.00	-	10'407.00
Contribution SCNAT	14'000.00	14'000.00	-	14'000.00	-
<b>CHARGES LIÉES AUX EMPLOYES</b>	<b>34'243.54</b>	<b>38'219.41</b>	<b>(3'975.87)</b>	<b>35'000.00</b>	<b>(756.46)</b>
Salaires nets	25'602.89	28'565.46	(2'962.57)	27'000.00	(1'397.11)
Charges sociales (AVS, LPP, ...)	8'640.65	9'653.95	(993.30)	8'000.00	640.65
<b>AUTRES CHARGES D'EXPLOITATION ET FINANCIERES</b>	<b>19'555.78</b>	<b>50'239.76</b>	<b>(30'683.98)</b>	<b>38'300.00</b>	<b>(18'744.22)</b>
Cours, Atelier, Symposium	-	8'302.00	(8'302.00)	3'000.00	(3'000.00)
Voyages, frais de commission	1'955.00	-	1'955.00	3'000.00	(1'045.00)
Frais du comité SSM	1'180.20	4'181.90	(3'011.70)	4'000.00	(2'819.60)
SSM communication	-	-	-	-	-
Contribution de soutien et prix SSM	5'600.00	8'500.00	(3'000.00)	5'000.00	600.00
Garantie de déficit SSM	-	-	-	4'000.00	(4'000.00)
Subventions de voyage aux doctorants	1'000.00	8'500.00	(7'500.00)	6'000.00	(5'000.00)
Cotisations à payer	7'284.53	7'734.20	(509.67)	8'000.00	(715.47)
Matériel de bureau et matériel informatique	220.90	-	220.90	-	220.90
Matériel informatique	-	85.80	(85.80)	3'000.00	(3'000.00)
Charges de licence/Update- Site Web	1'430.85	1'803.60	(372.75)	-	1'430.85
Frais de port	31.00	66.65	(35.65)	500.00	(469.00)
Frais Postfinance et Bancaires	103.20	302.90	(199.70)	300.00	(186.80)
Dépenses Diverses	-	-	-	1'500.00	(1'500.00)
Honoraires pour fiduciaire	600.00	500.00	100.00	-	600.00
Charges pour organe de révision	128.70	500.00	(370.30)	-	128.70
SSM Student Event	-	5'285.15	(5'285.15)	-	-
Dons et cadeaux	120.40	1'444.60	(1'324.20)	-	120.40
Honoraires pour services administratifs	-	1'285.76	(1'285.76)	-	-
<b>A - Résultat d'exploitation (I-II)</b>	<b>35'830.40</b>	<b>(643.55)</b>	<b>36'473.95</b>	<b>(30'300.00)</b>	<b>66'830.40</b>
<b>C - Résultat exceptionnel (IV-VI)</b>	<b>1'723.38</b>	<b>4'000.00</b>	<b>(2'276.62)</b>	<b>-</b>	<b>1'723.38</b>
Produits exceptionnels (V)	1'723.38	4'000.00	(2'276.62)	-	1'723.38
Charges exceptionnelles (VI)	-	-	-	-	-
Impôts	-	-	-	-	-
<b>TOTAL DES PRODUITS</b>	<b>121'160.10</b>	<b>91'816.62</b>	<b>29'343.48</b>	<b>62'500.00</b>	<b>58'660.10</b>
<b>TOTAL DES CHARGES</b>	<b>83'606.32</b>	<b>88'459.17</b>	<b>(4'852.85)</b>	<b>93'300.00</b>	<b>(5'693.68)</b>
<b>PROFIT</b>	<b>37'553.78</b>	<b>3'356.45</b>	<b>34'197.33</b>	<b>-</b>	<b>37'553.78</b>
<b>PERTE</b>	<b>-</b>	<b>-</b>	<b>-</b>	<b>(30'800.00)</b>	<b>30'800.00</b>

Le/La Trésorier(e):

Date 03/05/19 Date

Le/La Président(e):

Gilbert GREUB, Prof. Dr.  
Président SGM SSM 2018-2019  
Head of Laboratory

Date 07.05.2019 Date

Director of the microbiology Institute of the University of Lausanne  
Bugnon 41 CH-1011 Lausanne, Switzerland  
(T) +41 (0) 21 314 16 79  
gilbert.greub@chuv.ch

# SSM 2018 Budget



	2018
<b>INCOME (I)</b>	<b>62,500.00</b>
Membership fees income	48,000.00
SCNAT Support	14,000.00
Sponsoring	-
Interest Incomes	500.00
Annual Meeting Benefit	-
<b>EXPENSES (II)</b>	<b>93,300.00</b>
<b>OPERATIONAL EXPENSES</b>	<b>20,000.00</b>
Annual Meeting Organisation	-
Annual Meeting Deficit	6,000.00
SSM Section Specific Events	-
SCNAT Contribution	14,000.00
<b>PERSONNEL EXPENSES</b>	<b>35,000.00</b>
Net Salary	27,000.00
Social Charges	8,000.00
<b>OTHERS EXPENSES</b>	<b>38,300.00</b>
Course, Workshop, Symposium	3,000.00
Travel, Commissions expenses	3,000.00
Committee Member Fees	4,000.00
SSM communication	-
Support contribution and SSM award	5,000.00
SSM Deficit Guaranty	4,000.00
Travel grants	6,000.00
Subscription Fees to pay	8,000.00
Office Supplies, Computer and IT Equipement	-
Office Supplies	3,000.00
Computer and IT Equipement	-
Web Site Fees	-
Postal Charges	500.00
Postfinance and Bank Charges	300.00
Others Expenses	1,500.00
Fiduciary Fees	-
Audit Fees	-
<b>A - Operating result (I-II)</b>	<b>(30,800.00)</b>
<b>C - Exceptional result (V-VI)</b>	<b>-</b>
Exceptional income (V)	-
Exceptional Charge (VI)	-
Taxes	-
<b>TOTAL REVENUE</b>	<b>62,500.00</b>
<b>TOTAL EXPENSE</b>	<b>93,300.00</b>
<b>PROFIT</b>	<b>-</b>
<b>LOSS</b>	<b>(30,800.00)</b>



# SSM 2019 Budget



	<b>2019</b>
<b>INCOME (I)</b>	<b>43,050.00</b>
Membership fees income	40,000.00
SCNAT Support	
Sponsoring	3,000.00
Interest Incomes	50.00
Annual Meeting Benefit	-
<b>EXPENSES (II)</b>	<b>82,100.00</b>
<b>OPERATIONAL EXPENSES</b>	<b>-</b>
Annual Meeting Organisation	-
Annual Meeting Deficit	-
SSM Section Specific Events	-
SCNAT Contribution	-
<b>PERSONNEL EXPENSES</b>	<b>35,000.00</b>
Net Salary	27,000.00
Social Charges	8,000.00
<b>OTHERS EXPENSES</b>	<b>47,100.00</b>
Course, Workshop, Symposium	3,000.00
Travel, Commissions expenses	2,000.00
Committee Member Fees	4,000.00
SSM communication	8,000.00
Support contribution and SSM award	8,500.00
SSM Deficit Guaranty	4,000.00
Travel grants	6,000.00
Subscription Fees to pay	8,000.00
Office Supplies, Computer and IT Equipement	200.00
Office Supplies	
Computer and IT Equipement	
Web Site Fees	1,000.00
Postal Charges	100.00
Postfinance and Bank Charges	300.00
Others Expenses	1,000.00
Fiduciary Fees	500.00
Audit Fees	500.00
<b>A - Operating result (I-II)</b>	<b>(39,050.00)</b>
<b>C - Exceptional result (V-VI)</b>	<b>-</b>
Exceptional income (V)	
Exceptional Charge (VI)	
Taxes	
<b>TOTAL REVENUE</b>	<b>43,050.00</b>
<b>TOTAL EXPENSE</b>	<b>82,100.00</b>
<b>PROFIT</b>	<b>-</b>
<b>LOSS</b>	<b>(39,050.00)</b>

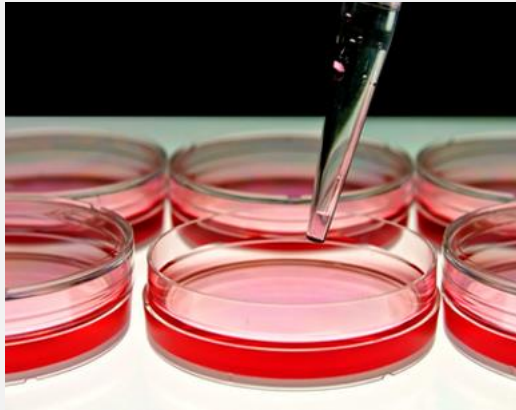

## SSM 2020 Budget



	2020
<b>INCOME (I)</b>	<b>44,050.00</b>
Membership fees income	41,000.00
SCNAT Support	
Sponsoring	3,000.00
Interest Incomes	50.00
Annual Meeting Benefit	
<b>EXPENSES (II)</b>	<b>89,250.00</b>
<b>OPERATIONAL EXPENSES</b>	<b>-</b>
Annual Meeting Organisation	
Annual Meeting Deficit	
Satellite Symposium	
SCNAT Contribution	
<b>PERSONNEL EXPENSES</b>	<b>35,000.00</b>
Net Salary	27,000.00
Social Charges	8,000.00
<b>OTHERS EXPENSES</b>	<b>54,250.00</b>
Course, Workshop, Symposium	5,000.00
Travel, Commissions expenses	2,000.00
Committee Member Fees	3,500.00
SSM communication	5,000.00
Support contribution and SSM award	12,000.00
SSM Deficit Guaranty	6,000.00
Travel grants	9,000.00
Subscription Fees to pay	8,000.00
Office Supplies, Computer and IT Equipment	250.00
Web Site Fees	1,500.00
Postal Charges	100.00
Postfinance and Bank Charges	150.00
Others Expenses	1,000.00
Financial Expenses	
Fiduciary Fees	600.00
Audit Fees	150.00
<b>A - Operating result (I-II)</b>	<b>(45,200.00)</b>
<b>C - Exceptional result (V-VI)</b>	<b>-</b>
Exceptional income (V)	
Exceptional Charge (VI)	
Taxes	
<b>TOTAL REVENUE</b>	<b>44,050.00</b>
<b>TOTAL EXPENSE</b>	<b>89,250.00</b>
<b>PROFIT</b>	<b>-</b>
<b>LOSS</b>	<b>(45,200.00)</b>

## Report by the Commission “Prokaryotic Biology section” of the SSM

*Prof. Patrick Viollier, Prof. Hubert Hilbi*



*Commission members:*

*Hubert Hilbi (Zürich)*

*Patrick Viollier (Geneva)*

*Jan-Willem Veening (Lausanne)*

As of January 1st 2019, Hubert Hilbi took over the coordination of the section from Patrick Viollier. Hubert strives to promote the section in its full breadth, comprising physiology, molecular genetics, cell and structural biology, signal transduction and gene regulation, natural compound production and antibiotic resistance mechanisms, as well as virulence strategies of prokaryotic cells and their phages. To support scientists and professionals working in this vast field, and to foster a fruitful exchange with other disciplines, meetings and workshops on some of these topics are planned in the near future.

On occasion of the next SSM general assembly on September 3rd 2019 in Zürich, Hubert will represent the section. In the hope to coin an even more illustrative and tangible term, he proposes to rename the section and call it “Molecular Microbiology”. The section is thought to also represent the fields of “Cellular Microbiology” also known as “Cell Biology of Infection”, and to complement the sections “Clinical Microbiology” and “Environmental Microbiology”. Finally, the label “Molecular Microbiology” is congruent with the long-standing section meeting, SWIMM (Swiss Molecular Microbiology), which is scheduled to be continued as a biannual event.

Hopefully, many (young) microbiologists and SSM members will engage in and initiate exciting activities in the broad field of Molecular Microbiology. Applications and expressions of interest for joining the section board are very welcome.

With the goal of mobilizing and reinforcing the activities and engagement of young microbiologists within the section, a 2-day SSM Prokaryotic Biology Workshop (PBW) will be held for PhD students and young postdocs to present their research activities to their peers. This event will take place in Coppet (VD) on 29th and 30th of October 2019 and will be designed to provide a platform for interactions of young scientists in the field of Prokaryotic Biology working at different Swiss universities.

After many very enjoyable years in the SSM committee, the time has come for Patrick Viollier to step down as PB section chair. Many thanks go to Patrick for his efforts during his tenure, and we hope that his engagement for the PB section, acting from behind the curtains from now onwards, will remain.

Patrick Viollier/Hubert Hilbi; Geneva/Zürich, May 2019



## Report by the Commission “Clinical Microbiology” of the SSM

*Prof. Jacques Schrenzel*



*Gladys Martinetti (EOLAB, Bellinzona), Meri Gorgievski (Bern), Nadia Liassine (Dianalabs, Genève), Marie-Lise Tritten (ADMED, La Chaux-de-Fonds) André Burnens (Synlab), Adrian Egli (Universitätsspital Basel), Hans Fankhauser (Kantonsspital, Aarau), Eric Grüter (Swissmedic, Bern), Martin Risch (Imz Dr Risch, Bern), Reinhard Zbinden (IMM, Zürich), Jacques Schrenzel (coordinator; HUG, Genève).*

During the past period, the committee met twice in May and November 2018.

Our white paper on molecular diagnostic panels is now published (Pipette 02/2019); it is also freely available from our website (ref 1) and should help clinical laboratories to implement usage of these new assays.

TransAL II (the second part of the revision of laboratory testing) has completed the removal of obsolete analyses. The commission is now addressing phase 2, i.e. the review of the current analyses as well as their reimbursement. This appears especially sensitive in the field of molecular diagnostics. We are well aware of the high political and societal pressures on costs and will actively help supporting this revision. Yet this should not lead to an oversimplification of the codes that are actively used for lab logistics (IT), for billing purposes, by insurances and very likely also for personalized medicine. We are also embarking on phase 3, in order to propose new analyses, including molecular panels, genomics and metagenomics analyses in microbiology and rapid phenotypic tests for AST. All members are welcome to send their suggestions! Please note that these new tests will need to be supported by rather strong medico-economic elements.

The Swiss Strategy on Antibio Resistance (StAR program; ref 2) is actively running and involves us in the review process of guidelines to diagnose and treat a series of frequent infections.

SwissEthics issued a document allowing the anonymized usage of strains for research purposes. Details can be found in the official letter, on our website (ref 1).

QUALAB is currently being reformed, we are actively following this important process.

The new FAMH curriculum has updated its requirements for the secondary discipline.

The Swiss Antibiogram Committee (R. Zbinden et al.) met in 2018 and has issued a document on how to implement the new EUCAST breakpoints, and especially the new interpretation of "I" as susceptible with increased dosage (ref 1).

Several SSM training courses in clinical microbiology were held in 2018, as well as meetings with the Swiss Society of Infectious Diseases (Club de pathologie des maladies infectieuses). The annual meeting of the SSM took place in Lausanne and was a real success. We had also our seventh "Journée de formation en microbiologie diagnostique" last October.

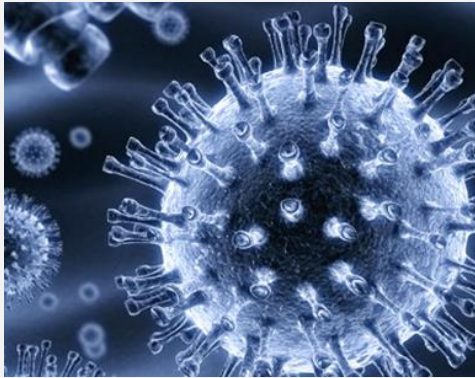
1) <https://www.swissmicrobiology.ch/sections/clinical-microbiology/downloads>

2) <https://www.star.admin.ch/star/en/home.html>

Jacques Schrenzel, Geneva, April 2019

## Report by the Commission “Virology” of the SSM

*Prof. Dr. Volker Thiel*



Commission members: Stefan Kunz (Lausanne), Angela Ciuffi (Lausanne), Cornel Fraefel (Zürich), Matthias Schweizer (Bern), Caroline Tapparel Vu (Geneva), Thomas Klimkait (Basel), Jerome Gouttenoire (Lausanne), Urs Greber (Zürich), Volker Thiel (Bern).

The Virology Section encompasses a broad variety of interests, ranging from basic research to diagnostic virology and from clinical interest to federal regulation.

The commission of the SSM Virology Section aims to provide a platform:

- for the exchange of news in the field
- for Swiss Virologist to facilitate various interaction and collaborations on all levels
- to distribute information concerning fundamental virology, clinical virology and virus diagnostics at Swiss institutions

In 2019 there were several scientific highlights with contributions from virologist from Switzerland, such as the discovery of the receptor of the recently discovered bat influenza virus by the groups of Martin Schwemmle (University of Freiburg, Germany) and Silke Stertz (University of Zürich). Virologists from Switzerland have also been very successful at the European Congress of Virology that took place in Rotterdam from April 28th to May 1st 2019 with more than 700 attendees from all over Europe. Amongst the nine awarded Posters, three prizes were given to virologists (PhD students and PostDoc) from Switzerland: Mitra Gultom (Institut of Virology and Immunology (IVI); group of Ronald Dijkman), Dr. Stephanie Pfänder (IVI, group of Volker Thiel), and Michael Bauer (Institute of Molecular Life Sciences, University of Zürich, group of Urs Greber).

The 8th Swiss Virology Meeting is scheduled for February 4-5th, 2020 and the meeting will be back at the „Freienhof Hotel“ in Thun, as in many previous years. The goal of this 8th national meeting in virology is to bring together a maximum number of research groups working in fundamental virology to promote interaction, exchange of ideas, and collaborations in an informal and collegial atmosphere. The organizing and scientific committee look forward to welcome all interested scientists in Thun.

*Volker Thiel, Bern, June 2019*

## Report by the Commission “Mycology” of the SSM

*Dr. Alix Coste*



*Commission members: Bindschedler Saskia (Neuchâtel), Philipp Bosshard (Zürich), Alix Coste (Lausanne), Claudio De Virgilio (Fribourg), Jurg Enkerli (Zürich), Markus Künzler (Zürich), Salome Leidbundgut-Landmann (Zürich), Arnaud Riat (Geneva), Dominique Sanglard (Lausanne).*

In 2018, following the change of section lead by Dre Alix T. Coste, the board and organization of the section was refunded. We thank all former participants of the board (Dre Katia Gindro, Dr Michel Monod, and Dr Stefan Zimmerli) and welcome the newcomers (Dre Saskia Bindschedler, Pre Salome Leidbundgut-Landmann, Dr Arnaud Riat, Dr Frederic Lamothe, Pr Markus Künzler, and Dr Jurg Enkerli)

The section is now divided in three area of interest: environmental, medical and basic mycology.

We apologize if some Swiss mycologists do not find an ideal label for their activity but the community is somehow diverse and sometimes eclectic. This must be seen as a wealth to be exploited and we will be working on it in the future.

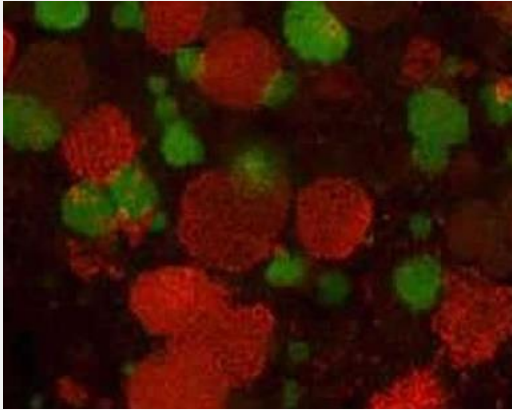
Organisation of a mycology symposium during the satellite day, a day before the annual meeting, which held in Lausanne in August 2018, was a success with a lot of presentations and posters. We are now preparing the next annual meeting, which will take place in Zürich next September.

*Alix Coste, Lausanne, May 2019*



## Report by the Commission “Environmental Microbiology” of the SSM

*Dr. David Johnson*



*Commission members: Helmut Bürgmann (Kastanienbaum), Leo Eberl (Zürich), Christof Holliger (Lausanne), David R. Johnson (Dübendorf), Pilar Junier (Neuchâtel), Sara Mitri (Lausanne), Anita Narwani (Dübendorf), Mauro Tonolla (Bellinzona), Jan Roelof van der Meer (Lausanne), Julia Vorholt (Zürich), David Weissbrodt (Delft), Franco Widmer (Zürich), Jakob Zopfi (Basel)*

In January 2019, members of the Environmental Microbiology section contributed towards the organization of the 7th Swiss Microbial Ecology Meeting, which was held in Lausanne. The theme of the meeting was “The incredible diversity of microbiological research”, and this theme was exemplified by the program. The meeting brought together 102 scientists from all areas of Switzerland and abroad. The meeting also included 8 international and highly renowned invited speakers that presented cutting edge research and introduced the audience to new ideas and perspectives. We would like to thank all of the organizers and attendees for making this year's Swiss Microbial Ecology Meeting a success.

One important change occurred in 2018 regarding the composition of the commission of the Environmental Microbiology Section; Prof. Dr. David Weissbrodt became a member. Prof. Dr. Weissbrodt received his PhD from EPFL Lausanne, and thus has strong roots in Switzerland. He is now an assistant professor in Environmental Life Science Engineering at TU Delft, and thus represents the first international member of the commission of the Environmental Microbiology Section. His expertise centers on microbial biotechnology, and he therefore strengthens the important area of applied microbiology within the commission. We warmly welcome Prof. Dr. Weissbrodt to the commission, thank him for expanding our international reach, and look forward to his contributions to the society.

On behalf of the commission of Environmental Microbiology and the SSM, I would like to thank all members of the SSM community and the many individuals that contributed towards our work.

*David R. Johnson, Dübendorf, April 2019*

## Report by the Commission “Lay Communication” of the SSM

*Dr. Karl Perron*



*Commission members: Massimo Caine (Geneva), Gilbert Greub (Lausanne), Carole Kebbi (Lausanne), Jacques Schrenzel (Geneva), Volker Thiel (Bern), Karl Perron (Geneva).*

In 2016 the SSM has set up a “lay communication” section. Its mission is to engage the broad public by opening dialogues, inform policy-makers and channeling national initiatives for science communication in microbiology. The SSM relies on a direct communication link between microbiology researchers and society to foster amazement and interest for the microbiological world.

During the last SSM congress in Lausanne (2018), a session dedicated to communication was organized. Invited as keynote speaker, Professor V. Cid (Spain) presented the concept of the “Small World initiative - Spain”, a project enabling the general public to become involved in the research of new antimicrobial molecules. Prof. G. Greub has presented the Krobs game, an interactive game to understand the biology of major pathogens and highlighting prevention methods. Dr. M. Tonolla presented a didactic path, set up in the Piora Valley (Ticino) allowing everyone to experience microbes in their natural environment...only with the naked eye.

Importantly, for the first time in a SSM congress, a competition: “My thesis in 3 minutes” was also organized - here, 5 PhD candidates had the opportunity to present their thesis work, popularized, in 180 seconds in front of an audience enthusiastic about their presentation.

The idea is to continue with a “my thesis in 3 minutes” contest every 2 years in addition to sessions around communication.

The last meeting of the lay communication committee took place on 8 February 2019.

In particular, it was discussed about:

- The Small world initiative. This initiative has been taken up by Prof. Pilar Junier whom will establish a pioneering initiative for the "Tiny Earth" initiative (a spin-off project of the Small World Initiative) in Neuchâtel.
- The possibility to set up a microbiology day in Switzerland
- To increase the number of members in the "lay communication section" by including at least 1 member per section

The lay communication section is still in its initial stages. Any suggestions for activities to promote microbiology are welcome! Feel free to contact us for ideas or to join this new section.

This section started under the direction of Dr Karl Perron who will unfortunately leave this position after the Zurich Congress in 2019. During the last SSM meeting of the committee, it was decided to propose Prof Gilbert Greub, currently member of the lay communication section, as the person in charge to take over the management and development for next two years, providing agreement from members during next general assembly.

*Karl Perron, Geneva, May 2019*

## **NEW CANDIDATES TO BE ELECTED FOR THE COMMITTEE:**

- Prof. Jacques Schrenzel as future president (2022-2024)
- Prof. Adrian Egli to replace Prof. Jacques Schrenzel as head of the Clinical Microbiology Section
- Prof. Gilbert Greub to replace Dr. Karl Perron as head of Lay Communication Section
- Dr. Florian Tagini, MD-PhD, as students' representative

# CV Prof. Jacques Schrenzel

## Brief CV



**Name:** Jacques Schrenzel (10/07/1964), MD, FMH internal medicine, FMH infectious diseases, FAMH clinical microbiology  
[jacques.schrenzel@hcuge.ch](mailto:jacques.schrenzel@hcuge.ch); [www.genomic.ch](http://www.genomic.ch)

### Positions held:

01. 05. 2004 - present	Director of Bacteriology Lab, University Hospitals of Geneva, Switzerland
01. 10. 2001 - present	Attending physician in Infectious Diseases, University Hospitals of Geneva, Switzerland
05/2001 – 01/2010	Attending physician in Internal Medicine, University Hospitals of Geneva, Switzerland
01/2001 – 05/2004	Responsible for R&D in the Central Lab of Bacteriology, University Hospitals of Geneva, Switzerland
01. 01. 2001 - present	Founder and head of the Genomics Research Laboratory, University Hospitals of Geneva, Switzerland
10/1997 – 04/2000	Clinical and Research Post-Doctoral-Fellowship in Clinical Microbiology and Experimental Medicine (Prof D.H. Persing), Mayo Clinic, Rochester, Minnesota, USA
10/1996 - 10/1997	Clinical Fellowship, Internal Medicine (Prof F.A. Waldvogel), University Hospitals of Geneva, Switzerland
10/1992 – 10/1996	Clinical and Research Fellowship, Infectious Diseases (Prof D.P. Lew), University Hospitals of Geneva, Switzerland
10/1989 – 10/1992	Internship and Residency, Internal Medicine (Prof F.A. Waldvogel), University Hospitals of Geneva, Switzerland
10/1983 – 10/1989	Medical student, University of Geneva, Switzerland.

### Degrees:

2009	Associate Professor
2008	Swiss board of Infectious Diseases (FMH specialist)
2001	Assistant Professor (supported by the Swiss National Research Foundation)
1999	Swiss board of Medical Microbiology (FAMH specialist)
1996	Swiss board of Internal Medicine (FMH specialist)
1993	Thesis in Medicine, University of Geneva
1989	ECFMG full certification
1989	Swiss diploma of Medicine, University of Geneva
10/1983 - 10/1989	Medical school, University of Geneva

### Research interests:

#### Persistence and virulence in *Staphylococcus aureus* infections

We study the pathogenesis of *S. aureus* with a special focus on its ability to persist as well as to survive host defenses. This more specifically concerns the mechanisms of biofilm formation and the capacity of the bacteria to survive within eukaryotic cells by regulating the gene expression of numerous bacterial metabolic and virulence-related targets.

#### Metagenomics of infectious diseases

The above mentioned approaches rely on bacterial genetics, home-brew high-density microarrays and various flavors of next generation sequencing. This explains the creation of our own bioinformatics group and the more recent development of our research using metagenomics to address clinically relevant questions, within local and international consortia, (e.g. rapid diagnosis, integration into the routine workflow).

### Publications:

Original publications	>320
Reviews and book chapters	45
Abstracts	>350
Lectures	>150

### Thesis:

Directed	7
External expert	20

Geneva, 8 March 2019



# CV Prof. Adrian Egli



## Curriculum vitae (February 2019)

### 1. Personal information

Name: Adrian Egli, PD Dr. med. Dr. phil. (MD PhD)  
Date/Place of birth: 26.09.1978 in Basel  
Nationality: Swiss  
Titles: **Dr. med./MD** (11/2004), **Dr. phil./PhD** (12/2008, summa cum laude), Clinical Microbiology, **FAMH** (April 2015) and Privatdozent/**PD** (05/2015)  
Contact : Phone : +41 61 556 5749, Mobile : +41 79 173 6229, Email : [adrian.egli@usb.ch](mailto:adrian.egli@usb.ch)  
Website: <https://biomedizin.unibas.ch/research/research-group-leaders/>  
<http://appliedmicrobiologyresearch.net>

### 2. Education

**2006 - 2008:** PhD thesis (summa cum laude), „Cellular and humoral immunity against Polyomavirus BK and human Cytomegalovirus in kidney transplanted patients“, University of Basel  
**2004:** MD thesis „Suicide and depression: suicides in the family and social environment“, University of Basel  
**1998 - 2004:** Medicine at the University Basel, Switzerland

### 3. Employment History including Current Position

**09/2015 - to date:** Head of Division, Clinical Microbiology, University Hospital Basel  
**11/2014 - to date:** Research Group Leader, “Applied Microbiology Research” Laboratory, Department of Biomedicine  
**2012 - 2015:** Fellow in Clinical Microbiology (FAMH), University Hospital Basel  
**2010 - 2011:** Clinical Fellowship “Transplant Infectious Disease”, University of Alberta (Canada), as well as Post-doctoral fellowship, Li Ka Shing Institute for Virology, University of Alberta  
**2008 - 2009:** Resident Internal Medicine, University Hospital Basel. Focusing: Haematology and Infectious Diseases  
**2005:** Resident Internal Medicine, Spital Dornach, Switzerland)

### 4. Institutional Responsibilities

**01/2017 - to date:** Secretary of the Personalized Health Cluster on Infectiology, University of Basel  
**12/2016 - to date:** Swiss Biobanking Platform, Head of Working Group on Microbiology

### 5. Funded Research Projects

**(i)** Six **NRP72** project grants: e.g. surveillance database ([www.spsp.ch](http://www.spsp.ch)). Role: PI. Collaboration with Univ. Hospitals Lausanne and Geneva, VetSuisse, University of Basel and Swiss Institute of Bioinformatics.  
**(ii)** **SPHN/PHRT driver project on sepsis** (2017-2020). Build a Swiss wide database for sepsis ([www.sphn.ch](http://www.sphn.ch)) Role: PI. Collaboration with all Swiss University Hospitals and ETH Zurich.  
**(iii)** **Biobanking at the University Hospital and beyond** (2016-2019). Role: Co-applicant. Project coordination of microbiological samples, fundraising. Collaboration between University and University Hospital Basel.  
**(iv)** **Displacing ESBL –Gerbert Rűf funded project** (2019-2021). Exploring colonization and de-colonization in healthy individuals. Role: PI. Collaboration with Swiss Tropical and Public Health Institute and ETH Zurich.  
**(v)** **Campylobacter spp.** in Basel – the impact of Fondue Chinoise (2016 - 2017). Partially FOPH funded. Role: PI. Collaboration with cantonal laboratories.  
**(vi)** **Influenza Transmission in the City of Basel (2016-2019):** Monitoring and exploring the transmission dynamics of influenza at resolution of a city. Role: Partner status – due to restrictions of the Ambizione program on grants. Collaboration with Human Geography of University of Basel and ETH Zurich.

### 6. Supervision of Junior Researchers at Graduate and Postgraduate Level

Master and MD thesis: Yvonne Hollenstein, Lukas Kaufmann, Chantal Ott, Dr. Christian Gehringer, Marius Müller, Elisa Roth, Lukas Boos, Julia Hartmann, Jessica Agnetti  
PhD thesis: Mohamedyaseen Syedbasha (since 2015); Janina E. Linnik (since 2015), Aline Cuénod (since 2017)

### 7. Teaching Activities

- Undergraduate Teaching (University of Basel):

**Since Fall Semesters 2015:** Normalflora, Grampositive Kokken I and II, Gramnegative Stäbchen, Gramnegative Kokken, Sporenbildner und Anaerobier, Tutoriat A-PoT - Mikrobiologie 1 (TB Blut/Infektion/Abwehr), Aspekte der mikrobiologischen Diagnostik I and II, Tutoriat B-PoT - Mikrobiologie 1 and 2, Herd immunity and Transmission



**Since Spring Semesters 2016:** Repetitorium Mikrobiologie, gram positive / gram negative Bakterien.

- Postgraduate Teaching:

**Immunomeeting:** University of Basel (2014 - to date)

**Advising on dissertations:** University of Alberta (2010-2011) and University of Basel (2012-to date)

**Supervising postgraduates:** University of Basel (2012-to date), and University of Alberta (2010-2011)

#### **8. Memberships in Panels, Boards / Individual Scientific Reviewing Activities**

---

**Grants:** ESCMID scientific grants

**Journals:** American Journal of Transplantation, BMC Infectious Diseases, Clinical Transplantation, Journal of Clinical Virology, Journal for Leucocyte Biology, Journal of Medical Virology, Journal for Microbiological Methods, Plos one, Swiss Medical Weekly, Transplantation, Transplant Infectious Diseases, Clinical Microbiology and Infections

#### **9. Active Memberships in Scientific Societies, Fellowships in Renowned Academies**

---

**2015 - to date** Anresis, Swiss Surveillance for Antibiotic Resistance, Member of the Steering Committee and American Society of Microbiology (ASM)

**2014 - to date** Federatio Analyticorum Medicinalium Helveticorum (FAMH), European Society for Infectious Diseases and Microbiology (ESCMID), Board members of the Study Group: Genomics and molecular diagnostics (ESGMD) and of the Study Group: Epidemiological Markers (ESGEM)

**2013 - to date** Infectious Disease Working Group of the Swiss Transplant Cohort Study (STCS)

**2013 - 2014** Post Doc Career Seminar Organisation Committee as Board Member, Department of Biomedicine, University of Basel

**2006 - 2015** American Society of Transplantation (AST) - Infectious Diseases Community of Practice (ID COP), Fellow Representative 2013/2014, Basic Research COP and Trainee and Young Faculty COP

**2005 - to date** Alumni Medical Faculty, University of Basel and of University of Basel

**1998 - 2004** Fachgesellschaft Medizin, University of Basel, Student representative medical faculty

#### **10. Organisation of Conferences**

---

**09/2017**, Full-day, international symposia: Translation of Next Generation Sequencing into routine application for Clinical Microbiology. Basel, Switzerland, Main organizer

**03/2017**, 1<sup>st</sup> ESCMID capacity forming workshop (3 day with 18 European faculty members) on MALDI-TOF based diagnostics, Basel, Switzerland, Main organizer with a total of 80 participants

**11/2015**, MALDI-TOF MS based typing: capacity forming workshop. Basel, Switzerland, Main organizer with a total of 25 participants

# CV Prof. Gilbert Greub

## 1. PERSONAL INFORMATION

**GREUB Gilbert, Daniel**  
Institute of Microbiology  
1011 Lausanne  
(00)41.21.314.49.79  
gilbert.greub@chuv.ch

Neuchâtel, 6 August 1967  
Swiss  
Married, 3 children  
  
ORCID ID = 0000-0001-9529-3317



## 2. EDUCATION

### Certificate, exams and academic titles

April 2015	Director of the Institute of Microbiology of the University of Lausanne
September 2011	Full Professor of Bacteriology, Head of diagnostic microbiology
September 2006	Maître d'enseignement et de recherche (MER) et Privat Docent (PD)
December 2003	Doctor es Sciences (PhD), University of Marseille under supervision of Prof. D Raoult
July 2000	Specialist FMH in infectious diseases
May 2000	Specialist FMH in internal medicine
September 1999	Medical doctor (MD), University of Lausanne
October 1997	Specialist FAMH in medical microbiology
January 1992	Swiss federal medical doctor diploma, University of Geneva

## 3A. EMPLOYMENT HISTORY

From 01.04.2015	Director of the Institute of Microbiology and "Chef de Service"
From 01.09.2011	Head of the Laboratories of Clinical Diagnostic Microbiology
From 01.01.2004	Microbiology, Lausanne, Switzerland as a group leader
01.01.2001 to 31.12.2003	Microbiology, Marseille, France (postdoctoral fellowship)
01.07.1998 to 31.12.2000	Infectious diseases, Lausanne, Switzerland
01.04.1998 to 30.06.1998	Intensive care unit, Lausanne, Switzerland
01.04.1997 to 31.03.1998	Immunology, Lausanne, Switzerland
01.10.1996 to 31.03.1997	Internal Medicine, Lausanne, Switzerland
01.04.1995 to 30.09.1996	Microbiology, Lausanne, Switzerland
01.12.1994 to 31.03.1995	Internal medicine, Mbouda, Cameroon
27.06.1994 to 04.11.1994	Infectious diseases, Lausanne, Switzerland
23.03.1992 30.09.1994	Internal medicine, Neuchâtel, Switzerland

## 3B. CURRENT PROFESSIONAL POSITION

Full Professor of Bacteriology  
Director of the Institute of Microbiology of the University of Lausanne and  
Head of the Service of Medical Microbiology of the University Hospital (CHUV)  
Head of a group for research on Intracellular Bacteria (dedicated to *Chlamydia* & *Waddlia* research)  
Head of a group of research on giant viruses (Lausannevirus, Cedratvirus lausannensis)  
Head of the Laboratories of Clinical Diagnostic Microbiology (RT)  
Head of R&D program at the Institute of Microbiology of the University of Lausanne  
Head of the microbial genomics and metagenomics unit

## 4. MAIN CURRENT INSTITUTIONAL RESPONSABILITIES

Member of the faculty council of the Faculty of Biology of medicine (FBM)  
Member of the Antibiotic Commission of the University Hospital of Lausanne  
Coordinator of teaching modules at school of Medicine and at School of Biology of the University of Lausanne (UNIL)

## 5. MAIN CURRENT RESEARCH GRANTS (APPROVED RESEARCH PROJECTS)

Grant from the Swiss National Science Foundation (SNSF) n°FN10531C-170280, entitled: "Evaluating scientific findings in cases where the defence says: it is my twin brother" (630'000 Sfr for 3 years)  
Grant from the Novartis Foundation, entitled " Investigating the role of the secondary messenger cyclic-di-AMP in chlamydial proliferation" (60'000 Sfr)  
Grant from SUEZ-ONDEO to investigate by metagenomics the impact of antibiotics on microbial composition and on the presence of antibiotic-resistance genes in various environmental samples (about 300'000 Sfr for 2 years)

## 6. SUPERVISION OF JUNIOR RESEARCHERS

### Supervision of MD & PhD thesis°

1. Nicola Casson, 2005-2008, PhD thesis entitled: «Biology and pathogenicity of *Parachlamydia acanthamoebae*»
2. Geneviève Goy, 2006-2009, PhD thesis entitled: «Biology and pathogenicity of *Waddlia chondrophila*»
3. Claire Bertelli, 2007-2010, PhD thesis entitled: «Genomics and pathogenesis of *Chlamydia*-related bacteria»
4. Julia Lienard, 2009-2012, PhD thesis entitled: «Evaluation of risk associated to amoebae-resisting bacteria in water networks»
5. Brigida Rusconi, 2010-2012, PhD thesis entitled: «Phagocyte response and signaling upon Chlamydiae infection»

6. Line Dormond, 2010-2012, MD thesis entitled: «diagnosis of malaria: parasite load quantification and species identification»  
 7. Linda Mueller, 2012-2016, PhD thesis entitled: « Evolution and Biology of the Lausannevirus, a giant virus »  
 8. Ludovic Pilloux 2012-2017, PhD thesis entitled: « Interactions of the T3SS of *Waddlia & Parachlamydia* with the inflammasome»  
 9. Manon Vouga 2015-2017, PhD thesis entitled : “*Simkania* : a new pathogen associated with adverse pregnancy outcomes”  
 10. Trestan Pillonel 2013-2017, PhD thesis entitled : “Comparative genomics of the *Chlamydiae*”  
 11. Florian Tagini, 2016-2019, MD-PhD thesis entitled: “Genomics of medical importance: insights in mycobacterial biology”  
 \*12. Firuza Bayramova, 2016-2019, PhD thesis entitled: “Cell division mechanisms and transcriptional regulation in the chlamydia-related bacterial pathogen *Waddlia chondrophila*”  
 \*13. Aurélie Scherler, 2016-2019, PhD thesis entitled: “Enlarged reticulate bodies: triggers and medical importance”  
 \*14. Valentin Scherz, 2017-2020, MD-PhD thesis entitled: “Forensic microbiology: metagenomics as a new tool to identify individuals”

\* ongoing: PhD thesis (n=2) and MD PhD thesis (n=1);

° only the MD, MD-PhD and PhD Thesis are listed here; in addition, 23 master projects have been completed under the supervision of Prof G. Greub and 6 masters projects are ongoing (2 masters from the School of Biology and 4 masters from the school of Medicine)

## 7. TEACHING ACTIVITIES

Teaching at the school of Medicine of the University of Lausanne (30 hours), at the school of Biology of the University of Lausanne (34 hours) and at the school of Laboratory Technician (Ecole supérieure de la Santé de Lausanne; 2 hours)

## 8. MEMBERSHIP IN PANELS, BOARDS, COMMITTEE, ...

- 2009 – ongoing Chairman of the International Taxonomy subcommittee of Chlamydiae ;  
 2017 – 2020 Chairman of the European Society for the Study of, Chlamydiae, Coxiella, Anaplasma, Rickettsia & other strict intracellular bacteria (ESCCAR)  
 2016-2020 Chairman of the European Board of chlamydiology (in charge of the organization of the next European Chlamydia meeting)  
 2015 - 2018 Member of the Scientific Affairs Subcommittee of European Society of Clin.Microbiology and Infect. Diseases (ESCMID), being responsible of the “Diagnostics” section  
 2009 – ongoing Associate Editor in the Journal « Clinical Microbiology and Infection » (Ass-Editor in Chief since April 2016)

## 9. ACTIVE MEMBERSHIPS IN SCIENTIFIC SOCIETIES

- 2016 - 2018 President of the Swiss Society of Microbiology (Member of the STAR steering committee since 2017)  
 2016 - 2020 President of the Board of the European Chlamydia Society (ECS);  
 2017- 2020 President of the European Society for the study of Chlamydiae, Coxiella, Anaplasma and Rickettsia (ESCCAR);

## 10. ORGANIZATION OF CONFERENCES

Co-organization of the meeting of the Swiss Society of Microbiology 2014 (Fribourg), 2016 (Bern), 2017 (Basel) & 2018 (Lausanne)  
 Organization of ESCCAR meetings in 2013 (Villars) & in 2015 (Lausanne); Organization of ESGMD Workshop in 2018 (Lausanne)  
 Co-organization of ESGMD Workshop in 2019 (Lausanne), Organization of European Chlamydia Meeting and International Rickettsia Meeting in 2020 (Lausanne)

## 11. HONOURS AND AWARDS

### Personal awards

- 2019 Lausanne Teaching Award 2019 received from students in medicine of the University of Lausanne  
 2018 Lausanne Teaching Award 2018 entitled « Professeur le plus dévoué aux étudiants » received from students in medicine of the University of Lausanne for courses given in the 2nd year of medicine  
 2017 Appointed ESCMID Fellow for outstanding to the profession and the ESCMID society  
 2016 Prix Fonds Carlo 2016 received from the Fondation Philanthropia for alternative methods for the study of infectious diseases.  
 2012 Excellence award for teaching in Biology received from UNIL (FBM) for the practical course entitled, sequence a genome  
 2011 Foundation Leenaards award for a project on the division of Chlamydiae (with Prof Viollier, Genève)  
 2011 Foundation NAEF award for „amoebal co-culture approach to discover new chlamydiae“  
 2010 Viollier award received from the Swiss Society for Internal Medicine  
 2007 Career award entitled “Bourse de relève académique à l’Université de Lausanne” received from the Leenaards foundation  
 2006 European ESCMID Young Investigator Award received from ESCMID  
 2001 Wyeth-Lederle award from the Swiss Society for Infectious Diseases for my work on HCV-HIV published in the Lancet

### Awards to person for work done under my supervision

- 2019 Best oral presentation award to Dr Onya Opota, delivered by the Swiss Society of Pneumology  
 2018 Best oral presentation award to Firuza Bayramova delivered by the scientific committee of the European meeting on animal chlamydial chlamydiosis held from 3<sup>rd</sup> to 5<sup>th</sup> October 2018  
 2018 SSM lay communication award to Florian Tagini, delivered by the Swiss Society of Microbiology  
 2018 Prix de la Faculté de Biologie et Médecine to Manon Vouga for her PhD thesis on “*Simkania*, an emerging pathogen?”  
 2018 ESCMID Travel award to Florian Tagini, delivered by the European Society for Clinical Microbiology & Infectious diseases  
 2017 Award for best reviewer of “Clinical Microbiology and Infection Journal” (CMI) to Dr Onya Opota  
 2017 ESCCAR award to Ludovic Pilloux for its work on T3SS and tick-borne Chlamydiae presented at the ASR-ESCCAR meeting  
 2017 Award of the Swiss Society of Microbiology to Florian Tagini for a poster on “*Mycobacterium kansasii* virulence”  
 2015 Award of the Swiss Society of Microbiology to Nicolas Jaquier for his work published in Nature Communication 2014



- 2015 ESCCAR award to Marie de Barsy (postdoc of Greub's group) for her oral presentation at the international meeting on Intracellular Bacteria on the transcription factors of *W. chondrophila* (work later published in the ISME J 2016)
- 2015 Award of the Swiss Society of Gynecology & Obstetrics to Manon Vouga (PhD student)
- 2014 Award of the "Revue médicale Suisse" to Olivier Clerc for article entitled "Parasitic infections: when to think about it?"
- 2014 Prix de Faculté de Biologie et Médecine to Brigida Rusconi for her Phd thesis: "Catalase of Chlamydiae and oxidative stress"
- 2013 FBM award to Trestan Pillonel for the best master in bioinformatics, for his work on taxogenomics of chlamydiae
- 2011 Prix de la Faculté de Biologie et Médecine to Claire Bertelli for her Phd thesis on "Chlamydial genomics".
- 2010 Award of the Swiss Society of Microbiology to Julia Lienard for her work on *Estrella lausannensis*
- 2010 Award of the Swiss Society of Gynecology & Obstetrics to Baud David (former postdoc of Greub's group) for his work supporting a role of *W. chondrophila* in miscarriage.
- 2009 Prix de la Faculté de Biologie et Médecine to Nicola Casson for the quality of her Phd thesis on *P. acanthamoebae*.
- 2007 AMS award to Sébastien Aeby for the development of new molecular tools to detect *Chlamydia*-related bacteria we discovered
- 2007 Award of the "Revue médicale Suisse" to Noémie Boillat for the article entitled, "Approche clinique des rickettsioses" written under my supervision.

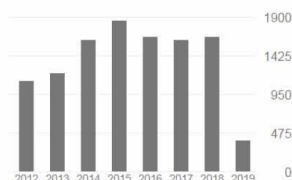
## PUBLICATIONS AND BIBLIOMETRY

The list of all publications is available on the following website :

[http://www.chuv.ch/microbiologie/imu\\_home/imu-recherche/imu-research-groups/imu-research-greub.htm](http://www.chuv.ch/microbiologie/imu_home/imu-recherche/imu-research-groups/imu-research-greub.htm)

h-index = 62 (done on Google Scholar on 29<sup>th</sup> March 2019)  
 h10-index = 224 (number of publications with more than 10 citations)  
 number of citations = 16'423 (on Google Scholar)  
 total number of publications on Pubmed = 379  
 Estimated average of citations per publication = 43.33

	Toutes	Depuis 2014
Citations	16423	8814
indice h	62	46
indice i10	224	197



Total of 234 original articles (total of 400 publications, including book chapters & articles not on Pubmed.).

### Selected recent research publications

- de Barsy M, Herrgott L, Martin V, Pillonel T, Viollier PH, **Greub G**.  
*Identification of new DNA-associated proteins from Waddlia chondrophila*.  
Sci Rep. **2019** Mar 20;9(1):4885
- Vouga M, Kebbi-Beghdadi C, Liénard J, Baskin L, Baud D, **Greub G**.  
*What is the true clinical relevance of Simkania negevensis and other emerging Chlamydiales members?*  
New Microbes New Infect. **2018** Jan 31;23:1-5.
- Mueller L, Bertelli C, Pillonel T, Salamin N, **Greub G**.  
*One year genome evolution of Lausannevirus in allopatric versus sympatric conditions*.  
Genome Biol Evol. **2017** May 19.
- Bertelli C, Cissé OH, Rusconi B, Kebbi-Beghdadi C, Croxatto A, Goesmann A, Collyn F, **Greub G**.  
*CRISPR System Acquisition and Evolution of an Obligate Intracellular Chlamydia-Related Bacterium*.  
Genome Biol Evol. **2016** Aug 25;8(8):2376-86
- de Barsy M, Frandi A, Panis G, Théraulaz L, Pillonel T, **Greub G\***, Viollier PH\*.  
\*equally contributed  
*Regulatory (pan-) genome of an obligate intracellular pathogen in the PVC superphylum*.  
ISME J. **2016** Sep;10(9):2129-44.
- Jacquier N, Frandi A, Viollier PH, **Greub G**.  
*Disassembly of a Medial Transenvelope Structure by Antibiotics during Intracellular Division*.  
Chem Biol. **2015** Sep 17;22(9):1217-27.
- Pilloux L, Aeby S, Gätmann R, Burri C, Beuret C, **Greub G**.  
*High prevalence and diversity of Chlamydiales DNA within Ixodes ricinus ticks suggest a role of ticks as reservoir and vectors of Chlamydia-related bacteria*.  
Appl Environ Microbiol. **2015** Dec;81(23):8177-82.
- Kebbi-Beghdadi C, Domröse A, Becker E, Cisse OH, Hegemann JH, **Greub G**.  
*OmpA family proteins and Pmp-like autotransporter: new adhesins of Waddlia chondrophila*.  
Pathog Dis. **2015** Aug;73(6):ftv035.
- Frandi A, Jacquier N, Théraulaz L, **Greub G**, Viollier PH.  
*FtsZ-independent septal recruitment and function of cell wall effective enzymes in chlamydial pathogens*.  
Nat Commun. **2014** Jun 23;5:4200.
- Jacquier N, Frandi A, Pillonel T, Viollier P, **Greub G**.  
*Cell wall precursors are required to organize the chlamydial division septum*.  
Nat Commun. **2014** Apr 8;5:3578.

# CV Dr. Florian Tagini, MD-PhD

Curriculum vitae

June 2019



## ADDRESS

Route de la Glâne 15 B  
1700 Fribourg  
CH-Suisse

## TELEPHONE

+41 79 815 17 25

## E-MAILS

[florian.tagini@gmail.com](mailto:florian.tagini@gmail.com)  
[florian.tagini@chuv.ch](mailto:florian.tagini@chuv.ch)

## DATE OF BIRTH

23<sup>rd</sup> of March 1991

## NATIONALITY

Swiss

## LANGUAGES

French  
English  
German

## INTERESTS

Rowing (Swiss Champion  
2009 en 4-, Vice-Swiss  
Champion 2009 and 2010 in  
8+)  
Travelling  
Trail running  
Climbing  
Diving (SSI *Advanced*)

**Linked in**



Florian Tagini

## Florian Tagini, MD-PhD

**Professional objectives:** To integrate the committee of the Swiss Society for Microbiology to represent the interests and expectations of young members as well as to find new means to stimulate their investments in the various activities provided by the society.

### Education

- Since 2018 **FAMH in medical microbiology training**, Lausanne
- 2019 **MD-PhD in medical microbiology**, University of Lausanne
- 2018 **Certificate of Advanced Studies in Clinical Research**, University of Lausanne
- 2015 **Federal degree of medical doctor**, University of Lausanne
- 2015 **Master's degree in Medicine**, University of Lausanne
- 2012 - 2013 **Exchange program ERASMUS**, Karolinska Institute, Stockholm
- 2012 **Bachelor's degree in Medicine**, University of Lausanne

### Awards and grants

- 2018 **ESCV Travel Grant**, NGS Workshop in Clinical Virology, Leiden
- 2018 **Best oral presentation award (2<sup>o</sup>)** SSM « Engage your audience »
- 2018 **ECCMID Travel Grant**
- 2017 **Best poster award (3<sup>o</sup>)**, Swiss Society of Microbiology
- 2016 - 2018 **Teaching assistant funding**, UNIL
- 2012 **Nomination for the best portfolio**, Karolinska Institute
- 2009 **Biology award**, Maturité Fédérale (high school)
- 2009 **Physics award**, Maturité Fédérale (high school)

### Work experience

- Since 2019 **Resident doctor**, Hôpital Cantonal de Fribourg, Internal Medicine  
Rotations: infectiology, oncology, emergency.
- 2016 - 2019 **MD-PhD Candidate**, CHUV & UNIL  
Thesis under the guidance of Professor Gilbert Greub:  
« Bacterial Genomics of Medical Importance »  
Teaching:  
- Practicals for medical and biology students (Sequence a genome, Medical microbiology, Dynamic cell, Identification of new pathogens/symbionts)  
- ESCMID post-graduate workshop, practicals
- 2014 - 2015 **Medical intern**, 6<sup>th</sup> year of medical school:  
Clinical: Internal medicine (3 months), ER (1 month), ENT (1 month), Psychiatry (1 month), Surgery (1 month), Paediatrics (1 month), Pathology (1 month), (1 month)  
Laboratory: Infectious diseases (1 month, CHUV), Institute of Microbiology (1 month, CHUV)
- 2013 - 2014 **Teaching assistant in clinical skills**, UNIL  
Groups of 15-25 students
- 2012 **Internship**, Institute of Pathology, CHUV, 1 month
- 2011 - 2014 **Teaching Assistant in Anatomy**, UNIL  
Groups of 6-10 students

## Associative experiences

2016 – 2018	<b>Council of the doctoral school</b> , Faculty of Biology and Medicine (FBM), UNIL, PhD representative
2016 – 2018	<b>University Council</b> , UNIL, Elected representative of the FBM
2016 – 2018	<b>Finance and Management Commission of the University council</b> , UNIL, Elected representative
2016 – 2019	<b>Association des Doctorants et Assistants en Sciences</b> , UNIL, Active member of the committee
2017 – 2018	<b>Association des Doctorants et Assistants en Sciences</b> , UNIL, Webmaster
2017 – 2018	<b>Association Wapiho</b> , active member of the committee of the GRAAL (Grand Raid Aventure de l'Arc Lémanique)
2011 - 2012	<b>Association of the Medical Students of Lausanne (AEML)</b> , UNIL, Elected member of the committee

## Oral presentations – Congresses

August 2018	<b>76th Annual Meeting of the Swiss Society of Microbiology</b> , Lausanne - SSM « Engage your audience » contest (« My thesis in 180 sec. format ») ( <b>Selected abstract</b> ) - « Comparative genomics of <i>Neisseria mucosa</i> subspecies reveals a putative role for <i>kataA</i> , <i>sodC</i> , <i>pilE</i> and <i>fimT</i> homologs in the pathogenesis of endocarditis ( <b>Selected abstract</b> ) - « Genomics of <i>Mycobacterium kansasii</i> , does horizontal gene transfer mediate pathogenicity? » ( <b>Selected abstract</b> )
May 2018	<b>Formation continue des technicien-ne-s en analyses biomédicales</b> , Lausanne - « Génomique d'importance médicale : taxonomie et virulence de <i>Mycobacterium kansasii</i> »
June 2017	<b>International Congress on Rickettsiae and Other Intracellular Bacteria</b> (ESCCAR-ASR), Marseille - « Comparative Genomic Analysis of <i>Mycobacterium kansasii</i> subtypes » ( <b>Selected abstract</b> )
April 2017	<b>European Congress of Clinical Microbiology and Infectious Diseases</b> (ECCMID), Vienne - « New genomic insights into <i>Mycobacterium kansasii</i> virulence » ( <b>Selected abstract</b> )
October 2016	<b>5<sup>ème</sup> journée de formation en microbiologie diagnostique</b> , Lausanne - « Investigation par séquençage de génomes d'infections sévères à <i>Streptococcus pyogenes</i> »
October 2016	<b>Swiss Clinical User Day</b> , SICHH, Fribourg - « Investigation by whole genome sequencing of severe <i>Streptococcus pyogenes</i> infections »
June 2016	<b>74th Annual Meeting of the Swiss Society of Microbiology</b> , Berne - « New Strain of Non-toxigenic <i>Corynebacterium diphtheriae</i> found in a Patient with Tracheo-bronchitis: Unprecedented Genomic Features » ( <b>Selected abstract</b> )

## Posters

April 2018	<b>European Congress of Clinical Microbiology and Infectious Diseases</b> (ECCMID), Madrid - « Evidences of transfer of conjugative plasmids between <i>Mycobacterium kansasii</i> pathogenic and non-pathogenic subtypes » (Selected abstract)
April 2018	<b>D-DAY 2018</b> , CHUV, Lausanne - « Can horizontal gene transfer through conjugative plasmids mediate virulence in <i>Mycobacterium kansasii</i> ? »
September 2017	<b>MD-PhD retreat 2017</b> , Centre Laboratoire Epalinges, Epalinges - « The virulence of <i>Mycobacterium kansasii</i> , a genomic analysis »
August 2017	<b>Joint Annual Meeting 2017</b> : Swiss Societies for Microbiology, for Infectious Diseases, Basel - « New insights into <i>Mycobacterium kansasii</i> virulence » (Selected abstract)
June 2016	<b>74th Annual Meeting of the Swiss Society of Microbiology</b> , Bern - « Draft Genome sequence of <i>Cardiobacterium hominis</i> , isolated from blood culture of a swiss patient with infective endocarditis » (Selected abstract) - « New Strain of Non-Toxigenic <i>Corynebacterium diphtheriae</i> found in a Patient With Tracheo-Bronchitis: Unprecedented Genomic Features » (Selected abstract, also had a talk)
April 2016	<b>D-DAY 2016</b> , Centre of Integrative Genomics, Lausanne - « Draft Genome sequence of <i>Cardiobacterium hominis</i> , isolated from blood culture of a swiss patient with infective endocarditis »

Florian Tagini



## Publications

**Tagini F**, Aeby S, Bertelli C, Droz S, Casanova C, Prod'hom G, et al. Phylogenomics reveal that *Mycobacterium kansasii* subtypes are species-level lineages. Description of *Mycobacterium pseudokansasii* sp. nov., *Mycobacterium innocens* sp. nov. and *Mycobacterium attenuatum* sp. nov. *Int J Syst Evol Microbiol*. 2019 Apr

Ellegaard KM, Brochet S, Bonilla-Rosso G, Emery O, Glover N, Hadadi N, Jaron KS, van der Meer JR, Robinson-Rechavi M, Sentschilo V, **Tagini F**, Engel P. Genomic changes underlying host specialization in the bee gut symbiont *Lactobacillus Firm5*. *Mol Ecol*. 2019 Mar

Seth-Smith HMB, Imkamp F, **Tagini F**, Cuénod A, Hömke R, Jahn K, et al. Discovery and Characterization of *Mycobacterium basiliense* sp. nov., a Nontuberculous *Mycobacterium* Isolated From Human Lungs. *Front Microbiol*. 2018;9:3184.

**Tagini F**, Greub G. [Chlamydial infections : epidemiology, pathogenesis, diagnosis and treatments]. *Rev Med Suisse*. 2018 Sep 12;14(618):1620–5.

**Tagini F**, Pillonel T, Croxatto A, Bertelli C, Koutsokera A, Lovis A, et al. Distinct Genomic Features Characterize Two Clades of *Corynebacterium diphtheriae*: Proposal of *Corynebacterium diphtheriae* Subsp. *diphtheriae* Subsp. nov. and *Corynebacterium diphtheriae* Subsp. *lausannense* Subsp. nov. *Front Microbiol*. 2018;9:1743

Ghasemian E, Inic-Kanada A, Collingro A, **Tagini F**, Stein E, Alchalabi H, et al. Detection of *Chlamydiaceae* and Chlamydia-like organisms on the ocular surface of children and adults from a trachoma-endemic region. *Sci Rep*. 2018 May 9;8(1):7432

**Tagini F**, Greub G. Bacterial genome sequencing in clinical microbiology: a pathogen-oriented review. *Eur J Clin Microbiol Infect Dis*. 2017 Jun 21;1–14.

**Tagini F**, Aubert B, Troillet N, Pillonel T, Praz G, Crisinel PA, et al. Importance of whole genome sequencing for the assessment of outbreaks in diagnostic laboratories: analysis of a case series of invasive *Streptococcus pyogenes* infections. *Eur J Clin Microbiol Infect Dis*. 2017 Jan 26;1–8.

**Tagini F**, Pillonel T, Asner S, Prod'hom G, Greub G. Draft Genome Sequence of a *Cardiobacterium hominis* Strain Isolated from Blood Cultures of a Patient with Infective Endocarditis. *Genome Announc*. 2016;4(5).

**Tagini F**, Jatou K, Manuel O, Greub G. Presence of Chlamydiales DNA in samples negative by broad-range bacterial 16S rRNA PCRs: new insights into chlamydial pathogenic role. *New Microbes New Infect*. 2016 May 1;11:32–3

## **Memorandum of agreement between SSM and SSI**

*Prof. Pilar Junier*



As a first step to increase the collaboration of the SSM with other societies active in a similar field of application in Switzerland, the SSM and the SSI had decided to establish a periodic common meeting to take place every four years between the two societies. To facilitate the interaction in the future, a blueprint was discussed and agreed in a small committee composed of members of both societies. In a nutshell, this blueprint suggests to have 3-day meeting every 4 years, in order to accommodate specific section-related meetings organized by SSM/SSI every second year. Moreover, to facilitate the selection of the venues for society-specific meetings, the two societies agreed on selecting a fixed venue that complies with criteria such as good infrastructure, easy access, and relative short distance from elsewhere within Switzerland. After the SSM-SSI meeting in Geneva in 2020 and based on those criteria the selected location for future common meetings is the city of Bern. Concerning the selection of the Professional Congress Organizer (PCO), the differences in PCO culture between the two societies were considered. An agreement was reached to alternate PCO every second meeting. This means that for 2020, SSM will select the PCO, while in 2024 SSI will contact its regular PCO. After these two meetings the idea of alternating will give flexibility and the opportunity to work with a new PCO every 8 years. Finally, concerning the general financial planning, a 50:50 distribution of costs/benefits between SSM and SSI was agreed as the most sensible way to foster the collaboration. We hope that the common SSM-SSI-SSHH in Geneva in 2020 will be a successful test for the implementation of this blueprint and the first of many fruitful collaborations in the future.

## **FEMS and its multitude of grants opportunities**

*Prof. Christof Holliger*




SSM is member of FEMS, the Federation of European Microbiological Societies, an organization promoting excellence and diversity in science, and in channeling high-quality knowledge to solving today's societal problems around microbiology. It does this by funding research, publishing journals, connecting microbiologists and partnering with other organizations.

Members of FEMS Member Societies, and thus also members of SSM, can apply for research grants and/or support when organizing or attending a meeting – including our Member Societies' national and regional congresses. Every year FEMS supports meeting organizers and early career researchers and enable experts to share ideas and promote excellence in science. For more details, type of grants and deadlines: <https://fems-microbiology.org/fems-activities/grants/>

# Report by Prof. G Greub, representative of the SSM to the European Society of Microbiology and Infectious Diseases (ESCMID).



*Prof. Gilbert Greub*



Likewise in 2018 in Madrid, a poster presenting the SSM society was presented at the ECCMID congress in Amsterdam (April 2019). In addition, as a representative of SSM, I participated at the meeting of the trainee association of ECCMID and at the ECCMID's General Assembly. ESCMID hopes that in the future there will not only be a representative of the SSM among the senior members of ESCMID, but that there is ideally also a "trainee" identified by each affiliated national society. The election at the General Assembly in August 2019 of a PhD student, postdoc or microbiologist in FAMH training would be welcome (see the application of F Tagini); this trainee could thus represent SSM at ESCMID but could also represent trainees within the SSM committee.

## **SSM MEMBERS**

### **Current list of “Honorary members” (by alphabetical order):**

- Prof. Dr. Michel ARAGNO
- Prof. Dr. Werner ARBER
- Prof. Dr. Reinhard BACHOFEN
- Prof. Dr. Méd. Jacques BILLE
- Prof. Dr. Gabriela PFYFFER VON ALTISHOFEN
- Prof. Dr. Jean-Claude PIFFARETTI
- Prof. Dr. Méd. Alexander VON GRAEVENITZ

### **Suggested new “Honorary member”:**

Prof. Linda THOENY-MEYER

## **New ordinary members (by alphabetical order)**

- AKADDAR Aziza
- ARAGAO BORNER Rosa
- BAUMANN Kathrin
- BREJNDAL Kamilla
- DE RESPINIS Sophie
- EMLER Stefan
- ENKERLI Jürg
- ETTER Danai
- GUTMANN Christine
- KREUZER Markus
- KRONENBERG Andreas
- MARLAIRE Simon
- MARTI Hanna
- MATTENBERGER Yves
- MÜLLER Franco
- PARDI-COMENSOLI Lucrezia
- PENNACCHIA Alessia
- PETER Martina
- ROSSELIN Manon
- VAN LEEUWEN Jolanda
- VITALE Alessandra
- VULIN Clément

# Membership Form Application



## Application for membership of the Swiss Society for Microbiology

According to Art. 7 of the Articles of Association the undersigned wishes to apply for membership of the Swiss Society for Microbiology (SGM-SSM) as:

<b>Ordinary member</b> CHF 75.00 p.a.	<input type="checkbox"/>	<b>Collective member</b> CHF 300.00 p.a.	<input type="checkbox"/>
Last name		First name	
<input type="text"/>		<input type="text"/>	
<b>Academic qualification / title</b>		<b>Obtained from (Academic institution/ year)</b>	
<input type="text"/>		<input type="text"/>	
Academic status today			
<input type="text"/>			
Address details for correspondence (preferably work/institution/company)			
<input type="text"/>		<b>E_mail:</b>	<input type="text"/>
		Phone business:	<input type="text"/>
		Phone private:	<input type="text"/>
		Phone mobile:	<input type="text"/>
		Fax business:	<input type="text"/>
Which section(s) you would you like to affiliate with (max. 2) ?			
Clinical microbiology	<input type="checkbox"/>	Environmental microbiology	<input type="checkbox"/>
		Prokaryotic microbiology	<input type="checkbox"/>
		Virology	<input type="checkbox"/>
		Mycology	<input type="checkbox"/>
Date		Signature	
<input type="text"/>		<input type="text"/>	

<b>Supporting member (1)</b>	<b>Supporting member (2)</b>
<input type="text"/>	<input type="text"/>
Signature:	Signature:
<input type="text"/>	<input type="text"/>

Please send or e-mail this form to the SGM-SSM secretariat:  
 Nathalie MERMOUD/ Route d'Yverdon 3 / CH-1033 Cheseaux-sur- Lausanne  
 secretary@swissmicrobiology.ch



## SSM AFFILIATIONS

The SSM is currently affiliated to the following societies

(by alphabetical order):



European Confederation of Medical Mycology



European Federation of Biotechnology



European Society of Clinical Microbiology and Infectious Diseases



European Society for Virology



Federation of European Microbiological Societies



International Society for Human and Animal Mycology



European Union of Medical Specialists



International Union of Microbiological Societies



Swiss Academy of Sciences



Swiss Union of Laboratory Medicine

# CALENDAR OF UPCOMING EVENTS, SYMPOSIA, COURSES, WORKSHOPS

UPCOMING 2019 EVENTS	
<b>JUN- AUG 2019</b>	
04 DEC - 04AUG	Exposition on the microbiota
07 JUL - 11 JUL	8th Congress of European Microbiologists
11 AUG - 16 AUG	International PhD and Postdoc Summer School- Microbiomes in soil, plant, animal and human health
14 AUG	One Health - Interfaculty Research Cooperation
22 AUG - 23 AUG	13th Applied Biosafety Meeting
26 AUG - 30 AUG	International Bachelor and Master Summer School- Improving health at the interfaces between environment, plants, animals and humans
<b>SEPT- DEC 2019</b>	
<b>03 SEPT – 04 SEPT</b>	<b>SSM Annual meeting in Zürich</b>
09 SEPT -12 SEPT	ESCMID Postgraduate Technical Workshop: Clinical bioinformatics for microbial genomics and metagenomics
12 SEPT	Topical Day   Aquatic microbiota in or near nuclear facilities: insights, discoveries and solutions
18 SEPT - 20 SEPT	Gemeinsamen Jahrestagung 2019 SGI   SGIInf   SGSH   SGTP   SGTRM
19 SEPT	ESGMD Workshop: clinical bioinformatics for microbial genomics
30 SEPT - 02 OCT	MICROBES 15e congrès de la SFM
01 OCT	8ème journée romande de Microbiologie
11 OCT -14 OCT	9th Trends in Medical Mycology
17 OCT -18 OCT	4th International meeting on clinical metagenomics (ICCMg)
<b>29 OCT -30 OCT</b>	<b>SPB Meeting _Prokaryotic Biology</b>
22 NOV	StAR Symposium 2019
24 NOV - 28 NOV	Bacterial Morphogenesis, Survival and Virulence
UPCOMING 2020 EVENTS	
<b>JAN - JUN 2020</b>	
05 MAR - 06 MAR	International Virus Bioinformatics Meeting
<b>JUN - SEPT 2020</b>	
08 JUL – 10 JUL	Levures, modèles et outils
24 AUG – 28 AUG	International meeting on intracellular bacteria
<b>02 SEPT – 04 SEPT</b>	<b>SSM-SSI-SSH 2020 joint meeting Geneva</b>

\*All events details can be found on our website <http://www.swissmicrobiology.ch/events/>

## TRAVEL GRANTS REPORTS 2018

The Swiss Society for Microbiology SGM-SSM can provide funding for activities related to the dissemination of scientific results by its members. To know more about the rules, please go to <https://www.swissmicrobiology.ch/society/grants>.

In 2018, the SSM provided one travel grant for Matthew Dune to attend the 26th International ICFMH Conference - FoodMicro 2018 held in Berlin from the 3<sup>rd</sup> to 6<sup>th</sup> of September 2018.

# 26th International ICFMH Conference - FoodMicro 2018

Freie Universität Berlin, Germany, 3rd to 6th September

Section Virology and Environmental Microbiology

Author of report

Matthew, Dunne

Affiliation of author

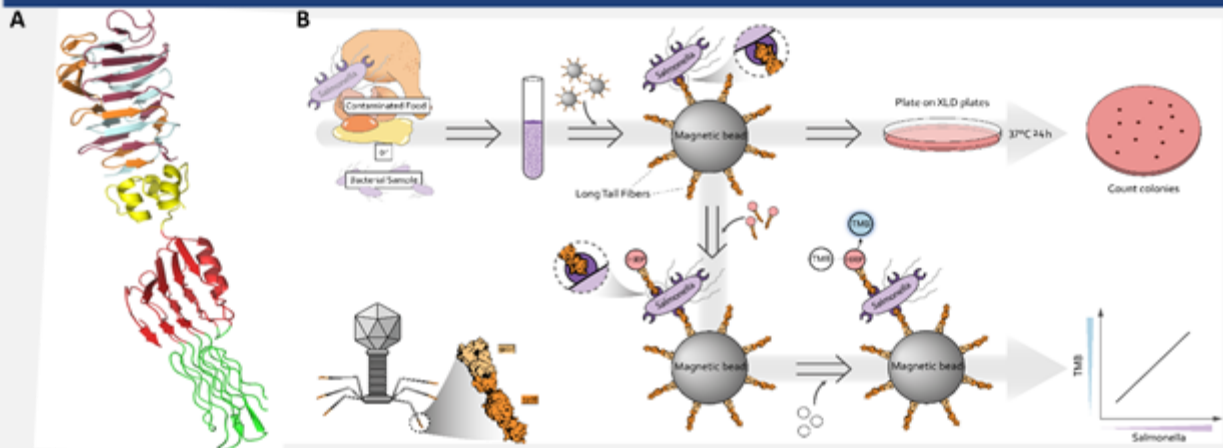
ETH Zurich, Institute of Food, Nutrition and Health

## Bacteriophage-encoded tail fibers for improved detection of pathogenic bacteria

Matthew Dunne, Petr G. Leiman, Jochen Klumpp, Martin J. Loessner

ETH Zurich, Switzerland  
mdunne@ethz.ch

FoodMicro  
Conference 2018




A) Crystal structure of the *Salmonella* phage S16 long tail fiber (S16 LTF); colored green is the distal tip receptor-binding domain composed of rare polyglycine helices and hypervariable loops. B) The Enzyme-linked Long Tail Fiber Assay (ELLTA), which harnesses the extraordinary binding specificity of the S16 LTF as a recombinant bio-probe for rapid detection of *Salmonella* (Panel B credited to Clemens Bretscher).

Thanks to the financial support of the SSM, I had the opportunity to attend the FoodMicro Conference 2018 in Berlin. The conference theme "Biodiversity of Foodborne Microbes" involved talks spanning food safety, biotechnology, molecular techniques, and characterization of diverse microbial ecosystems. The variety of talks and posters presented by 430 delegates representing 57 countries truly emphasized the global importance of food microbiology in medicine, nutrition, food technology, economics, and other important fields. Morning sessions involved three plenary lectures, followed by parallel sessions throughout the day of short talks from mostly young scientists interspersed with poster sessions over coffee. Of personal interest were talks discussing inter- and intra- species interactions in wine fermentation (Kalliopi Rantsiou, Italy); the molecular interactions of *E. coli* with myofibers and muscle matrices (Mickaël Desvaux, France); studying milk microbiota biodiversity and the impact methodology and library preparation has on introducing bias to amplicon sequencing analysis (Mareike Wenning, Germany); and the importance of source tracking to counter parasitic outbreaks of cryptosporidiosis and giardiasis (Una Ryan, Australia). During the last session on Thursday, Maria-Theresia Stergiou (Wädenswil, Switzerland) presented her PhD thesis on the spread of MDR bacteria in herbs by irrigation water. Finally, I closed the session with a talk on engineering bacteriophage tail fibers into bio-probes for improving bacterial detection. This concluded with an interesting discussion on the advantages of phage fibers compared to the frequently used, but often less suitable antibodies, in rapid bacterial detection assays.



“INFO” is the Official Annual Report of the Swiss Society for Microbiology. It is sent to all SSM members once a year.



The current SSM annual report « INFO 67 » has been prepared by:

Nathalie MERMOUD

General Secretary

Swiss Society for Microbiology

E-mail: [secretary@swissmicrobiology.ch](mailto:secretary@swissmicrobiology.ch)

We would like to thank SCNAT for their financial support

sc|nat<sup>+</sup>

Swiss Academy of Sciences  
Akademie der Naturwissenschaften  
Accademia di scienze naturali  
Académie des sciences naturelles